

Input Specifications	
Inputs per Module	8 Internal Switches
OFF to ON Response	Max. 20ms
ON to OFF Response	Max. 20ms
Status Indicators	Logic Side (8 points)

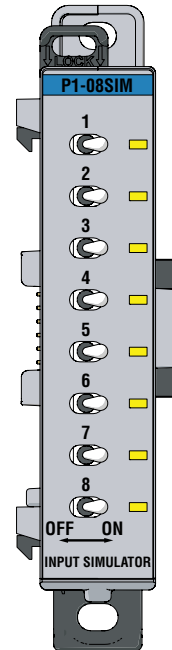
General Specifications	
Operating Temperature	0° to 60°C (32° to 140°F)
Storage Temperature	-20° to 70°C (-4° to 158°F)
Humidity	5 to 95% (non-condensing)
Environmental Air	No corrosive gases permitted
Vibration	IEC60068-2-6 (Test Fc)
Shock	IEC60068-2-27 (Test Ea)
Heat Dissipation	200mW
Enclosure Type	Open Equipment
Module Location	Any I/O position in a Productivity1000 System.
EU Directive	See the "EU Directive" topic in the Productivity Suite Help File. Information can also be obtained at: www.productivity1000.com
Weight	70g (2.5 oz)
Agency Approvals	UL 61010-2-201 file E139594, Canada & USA CE (EN61131-2 EMC and EN61010-2-201 Safety)*

*See CE Declaration of Conformance for details.

Please note: \$US prices shown
 For current \$AUD visit www.directautomation.com.au

P1-08SIM Input Simulator

The P1-08SIM Input Simulator Module provides eight toggle switches to simulate input devices.



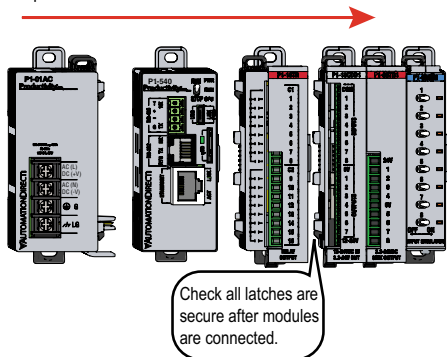
Input Specifications	1
General Specifications	1
Module Installation	2
Warning	2

Warranty: Thirty-day money-back guarantee. Two-year limited replacement (See www.productivity1000.com for details).

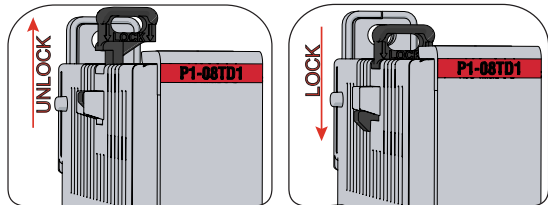
Module Installation

WARNING: Do not apply field power until the following steps are completed.

Step One: With latch in "locked" position, align connectors on the side of each module and stack by pressing together. Click indicates lock is engaged.



Step Two: To unstack modules, pull locking latch up into the unlocked position and then pull modules apart.



WARNING: To minimize the risk of potential safety problems, you should follow all applicable local and national codes that regulate the installation and operation of your equipment. These codes vary from area to area and it is your responsibility to determine which codes should be followed, and to verify that the equipment, installation, and operation are in compliance with the latest revision of these codes.

Equipment damage or serious injury to personnel can result from the failure to follow all applicable codes and standards. We do not guarantee the products described in this publication are suitable for your particular application, nor do we assume any responsibility for your product design, installation, or operation.

If you have any questions concerning the installation or operation of this equipment, or if you need additional information, please call Technical Support at 770-844-4200.

This publication is based on information that was available at the time it was printed. At AutomationDirect.com® we constantly strive to improve our products and services, so we reserve the right to make changes to the products and/or publications at any time without notice and without any obligation. This publication may also discuss features that may not be available in certain revisions of the product.

Document Name	Edition/Revision	Date
P1-08SIM-DS	1st Edition	8/17/2017

Copyright 2017, AutomationDirect.com Incorporated/All Rights Reserved Worldwide